



INCREASING

**GDL**

COMPLIANCE THROUGH  
EDUCATION



3 WELCOME

5 LETTER FROM THE PRESIDENT

6 GDL FOR EDUCATORS

9 RESOURCES



What's  
inside?



# Welcome!

We are pleased to present Increasing Compliance of GDL Laws through Education and Outreach, a new SADD resource that uses peer-to-peer based prevention strategies to engage students, parents, law enforcement, and schools about the importance of following Graduated Driver Licensing (GDL) laws.

## THE PROBLEM

According to the CDC, motor vehicle crashes are a leading cause of death for individuals 15-20 years of age<sup>1</sup>. Teen drivers ages 16 to 19 have a higher rate of fatal crashes than other age groups of drivers. The main factors influencing these young, novice drivers includes their level of immaturity, lack of skills, and lack of experience<sup>2</sup>. These young adults make mistakes and can be easily distracted from the driving task at-hand, especially if their friends are in the vehicle. In a study analyzed by NHTSA, teen drivers were more than twice as likely to engage in one or more potentially risky behaviors when driving with one teenage peer than when driving alone. GDL laws are designed to keep teens safe by encouraging practice and skill development, and minimizing high risk driving times.

## PROJECT HISTORY

GDL systems only work if they are being used by parents and teens and enforced by police. SADD and NHTSA entered into an agreement in X to increase GDL compliance by developing ways students, parents, law enforcement and communities could work together. Activities were conducted in Alameda County California, Sumner County Tennessee, and Sublette County Wyoming.

## SADD STUDENTS AND ADVISORS

This toolkit contains materials and resources for you to educate your peers and parents about GDL. There are also separate sections for law enforcement, judges and school administration so that you can work independently with each group to increase compliance of the GDL law in your state and save lives!

## PARENTS AND GUARDIANS

This toolkit contains information on GDL for you to review. It provides tips and activities for you to use while teaching your teen to drive in all phases of GDL. It provides suggestions on how to enhance the GDL law in your own state by ensuring that your family has rules to keep your teen driver safe even if your state law falls short. It includes a model parent-teen contract, a parent-to-parent contract, and some tips on how to be the best role model behind the wheel.

## LAW ENFORCEMENT

This toolkit provides suggestions on ways to work with SADD students in your community to educate parents and teens on the importance and benefits of GDL. It also provides resources to use in training law enforcement personnel and judges so they understand the GDL law in your state.

This toolkit includes resources you can use to integrate information on GDL into activities already taking place on your campus. This way you can make sure that students, parents, coaches and school resource officers have the information and resources they need to keep teens safe driving to and from school and school activities.

<sup>1</sup>Centers for Disease Control and Prevention (CDC). WISQARS (Web-based Injury Statistics Query and Reporting System). US Department of Health and Human Services; September 2019. Available at <https://www.cdc.gov/injury/wisqars/index.html>. Accessed 2-3 October 2019.

<sup>2</sup>Insurance Institute for Highway Safety (IIHS). Fatality Facts 2017: Teenagers. Highway Loss Data Institute; December 2018. Available at <https://www.iihs.org/topics/fatality-statistics/detail/teenagersexternal> icon. Accessed 3-5 October 2019.



INCREASING

# GDL

COMPLIANCE THROUGH  
EDUCATION

For Educators



# From the President



DEAR SCHOOL ADMINISTRATORS,

On behalf of the entire team at SADD, I want to thank you for your service to your students and community. My mother was a teacher for thirty-eight years, and I saw firsthand the passion and sacrifice she made each day to make a difference. At SADD, we want to support that passion by ensuring that each of your students remains safe.

I have had my own experience in public education, serving six-years on my local Board of Education in Ohio. I saw firsthand that there is no greater loss than when a student is injured or killed in a traffic crash. While each victim is special, their stories are far too common, as traffic crashes continue to be a leading cause of death for teens. Combine inexperience with the reality that teens make risky choices due to brain development; it is no wonder that thousands of communities are touched each year by traffic tragedies.

Luckily, SADD and other leaders in transportation safety continue to work with elected officials to develop and implement Graduated Driver Licensing (GDL) laws. GDL laws slowly expose students to the most common dangers they face behind the wheel by setting restrictions on nighttime driving, number of passengers that can be safely transported, and more which are all designed to keep new drivers safe.

The problem is, these laws are only effective when they are enforced by all of us together. As leaders in your schools, you have an opportunity to make sure that GDL laws are being followed on your campus. Your policies, your staff, and your curriculum—each of these areas provides an opportunity to ensure that these laws are being followed and your students are safe.

We want to thank the National Highway Traffic Safety Administration (NHTSA) for their support of this program, as well as the National Sheriffs' Association, who also provided technical assistance in creating this resource.

You became involved in education because of your passion for young people. I'm so thankful for your passion and commitment to keeping teens safer. By working to expand the knowledge of teens, parents/guardians, and law enforcement around GDL laws, we can make sure that each of your students achieves the bright future they so deserve. Thank you for your partnership. We wish you safe travels ahead.

All the best,

Rick Birt  
President & CEO  
SADD, Inc.

# Graduated Driver Licensing for Educators

As a school administrator or district official, you have a unique opportunity to raise awareness around Graduated Driver Licensing (GDL) laws. Schools are a hub for most communities, and thus, you have the chance to impact teens, parents/guardians, law enforcement, and the broader masses. The key to making this change is to help each of these audiences understand why GDL laws matter to them and how a detour from the GDL laws puts everyone at risk. Each of these projects can be done to increase basic awareness of the provisions of the GDL laws and help keep your students safer outside the classroom.

## SCHOOL POLICY

Annually, your Board of Education reviews student policies around conduct and operations. Most school districts have policies that impact the ability of students to park their vehicle on campus. This policy should reflect elements of the GDL laws. School districts and schools should strive to implement policies that support GDL laws while operating a motor vehicle on campus. Provisions should be put into place with consequences for students who violate the state's GDL laws.

Special focus should be devoted to examining the number of passengers that students allow inside their vehicle. This is one of the most common violations of the GDL law, and it can be the deadliest. We know that as the number of passengers increases, so does the likelihood of distraction for the driver and the chances that something can go wrong inside the vehicle. We know that rowdiness inside a vehicle increases incrementally as the number of passengers increases. School staff and School Resource Officers should be on patrol before and after school, during special events, and before or after other school sponsored campus events such as sporting events to monitor activity in the parking lot.

Consider training your staff to understand your state's GDL laws. Specifically, empower those on duty in the parking lot to stop vehicles not following the GDL laws. Have these monitors observe for multiple passengers. If the driver is in violation of the law, depending on their age, the staff member should have students exit the vehicle.

Included in this kit is a sample policy for your review. SADD has staff that is trained in crafting school policy and hope you find the recommendations helpful. While SADD has created a draft using best practices, please consult with your school districts legal counsel to ensure whatever policy is selected, complies with your existing policies.

Beyond student behavior, consider district policies. Events should be scheduled with the GDL laws in mind. Ensure that athletic events, school dances, and other social gatherings end with enough time to get students home safely and in compliance with GDL laws.



# GDL FOR EDUCATORS CONTINUED

## ATHLETIC COACH & ADVISOR INTERVENTION

Athletic events, practices, and social events are when teens are often looking for transportation. They turn to a friend or teammate and ask for rides. While this nice gesture has good intentions, it can be deadly. Passenger and nighttime restrictions are often violated when it comes to school events. While some state GDL laws make exceptions for school activities, it is a best practice to have students make alternative plans. This could include:

- Arrange for a parent/guardian to pick up after a late practice or event.
- Offer carpooling support, where parents/guardians can collectively offer rides to students before or after events/practices to ensure students arrive safely.
- Modify event schedules to stay within the parameters of your state's GDL laws.

Beyond making a plan, Schools Districts are in a unique position to provide additional training to coaches and advisors. Each advisor or coach who is responsible for a group of students should be trained in your state's GDL laws. Specifically, staff should understand what the laws are and understand why these laws matter. This toolkit provides resources to support additional training opportunities.

During a parent/guardian player meeting, coaches should share their expectations for the team's responsibility in following the state GDL laws. Specifically, the coach should take the following steps:

- Working with law enforcement or the SADD chapter, discuss what the GDL laws are in their specific state. Coaches should show their strong support for these laws and provide consequences for known violations of these laws as it relates to participation in the group activities/games/practices.
- Coaches and staff should monitor before and after school sponsored campus events. They should observe the number of passengers and departure times to ensure compliance. When a coach spots a possible GDL violation, they should feel empowered to take action and follow through with established consequences.
- There will be times when a violation of a GDL law could be violated by happenstance; a student may unexpectedly need a ride, the team could arrive late from a game, etc. At these times, a best practice would be to rely on an established parent/guardian carpool whereupon a parent/guardian would be on duty to drive as needed and when necessary. Components of the parent/guardian carpool should be discussed with legal counsel. This extra step could save a life and can further demonstrate your school's commitment to enforcing the GDL laws in your state.

## WORKING WITH LAW ENFORCEMENT

Most school districts see a natural benefit to building and maintaining a positive relationship with local law enforcement. Some districts are fortunate enough to have a School Resource Officer (SRO) or other enforcement liaison dedicated to their school. In enforcing GDL laws, coordination with law enforcement is key.

From time to time, invite law enforcement to various district events. This could be Parent-Teacher Conferences, Player Meetings (as discussed), community events, or other. At these events, ask law enforcement to discuss the importance of GDL laws and the consequences to teens and parents/guardians for violations. This is a great way to get law enforcement on your campus and to build rapport between law enforcement, your school, parents/guardians, and students.

# GDL FOR EDUCATORS CONTINUED

It is a best practice to have regular meetings with law enforcement to strengthen relationships. During these meetings, discuss upcoming events and times when students might be more prone to violate GDL laws (e.g. nights, large events when students may want to carpool, or other). Consider the possibility of adding additional law enforcement during these times on school grounds to assist with monitoring and observing student behaviors.

## HEALTH CLASS, DRIVERS EDUCATION, AND CURRICULUM

As part of the Common Core Curriculum, students are expected to have a basic understanding of health education standards. These standards include building student knowledge around threats and dangers to personal health and safety. Motor vehicle crashes being one of the leading causes of death for young adults under age 18, clearly provides the evidence on why driving behaviors and information on GDL laws should be discussed in health class. Some states still require formal driver's education while others may have optional driver education programs for students to attend.

Working with your school district, school and health educators, consider including some of these activities:

- Ask students to craft an essay citing why they think the GDL laws are important.
- Conversely, have students consider examples of when opportunities might arise where they could be in violation of GDL laws and to write a proactive plan to ensure they do not end up in violation.
- Ask students to conduct an experiment with their parents/guardians. Ask parents/guardians to name the elements that make up the GDL laws. Provide guidance to the students on how to follow-up with their parents/guardians and educate them on the importance of these laws.
- Use the SADD Contract for Life as a document to get parents/guardians and teens talking about mutual responsibilities and expectations. Should a student need a ride, a caring adult will commit to picking up the student to avoid a GDL law violation.
- Work with the drama department, have students conduct role play exercises; acting out how they can avoid breaking GDL laws. Discuss the role play, asking everyone to share feedback and/or ideas for other potential alternatives or solutions to the exercise.





# Resources

Here is what you will find in the following pages:

1. Sample GDL School Policy
2. SADD Contract for Life
3. Sample Presentation
4. State Resources (click on your state name below to access these tools specific to your state)
  - State GDL Law Snapshot
  - GDL Visor Card
  - State GDL Information Links
  - Penalties for GDL law violations by state

Alabama	Kentucky	North Dakota
Alaska	Louisiana	Ohio
Arizona	Maine	Oklahoma
Arkansas	Maryland	Oregon
California	Massachusetts	Pennsylvania
Colorado	Michigan	Rhode Island
Connecticut	Minnesota	South Carolina
District of Columbia	Mississippi	South Dakota
Delaware	Missouri	Tennessee
Florida	Montana	Texas
Georgia	Nebraska	Utah
Hawaii	Nevada	Vermont
Idaho	New Hampshire	Virginia
Illinois	New Jersey	Washington
Indiana	New Mexico	West Virginia
Iowa	New York	Wisconsin
Kansas	North Carolina	Wyoming

# SAMPLE GDL SCHOOL POLICY

## **[INSERT SCHOOL NAME HERE] GDL Policy**

All operators and passengers of motor vehicles are required to follow the [insert state name] State GDL law. [insert your state's specific GDL law restrictions below]

- Seat Belt Provision
- Passenger Restriction Provision
- Night Driving Provision
- Cell Phone Provision

### **AT A MINIMUM**

- Ask student drivers to properly fasten seat belts and require all passengers to fasten seat belts.
- Prohibit cell phone use while driving on school property.
  - Example: students pledge not to text or use their cell phones in any way or engage in any other form of distracted driving while on school campus. Also, ask students to keep their phones off in the car or in a secure location.
- Require written permission for carpooling to and from school and school activities and events.
  - Example: all passengers, including the driver, must have permission from their parents/guardians. Written permission must be on file with the school for all passengers riding to and from school and school events (including blood relatives).
- Require parents and students to report violations of the GDL law to the school and restrict privileges as a result of the violation.
  - Example: if a student received a traffic citation from police on the way to or from school or school event for a violation of the seat belt, cell phone or passenger restriction provision of the GDL law, their parking privileges are revoked for a quarter.

### **PENALTIES**

- 1st Offense: written warning and parent/guardian notified.
- 2nd Offense: week detention and parent/guardian notified.
- 3rd Offense: month detention, parking privileges revoked for a month and parent/guardian notified.
- 4th Offense: month detention, parking privileges revoked for a quarter and parent/guardian notified.
- 5th Offense: parking privileges removed for the year and parent/guardian notified.

**Any school administrator, staff member, or police officer may report a violation of this policy to the appropriate school authority.**



## **CONTRACT FOR LIFE**

A Foundation for Trust and Caring

*This contract is designed to facilitate communication between young people and their parents about potentially destructive decisions related to alcohol, drugs, peer pressure and behavior. The issues facing young people today are often too difficult to address alone. SADD believes that effective parent-child communication is critically important in helping young adults to make healthy decisions.*

### **Young Person/Teen**

I recognize that there are many potentially destructive decisions I face every day and commit to you that I will do everything in my power to avoid making decisions that will jeopardize my health, my safety and overall well-being, or your trust in me. I understand the dangers associated with the use of alcohol and drugs, and the destructive behaviors often associated with impairment.

By signing below, I pledge my best effort to remain alcohol and drug free, I agree that I will never drive under the influence of either, or accept a ride from someone who is impaired, and I will always wear a seatbelt.

Finally, I agree to call you if I am ever in a situation that threatens my safety and to communicate regularly about issues of importance to us both.

---

*Young Person/Teen*

### **Parent or Caring Adult**

I am committed to you and to your health and safety. By signing below, I pledge to do everything in my power to understand and communicate with you about the many difficult and potentially destructive decisions you face.

Further, I agree to provide for you safe, sober transportation home if you are ever in a situation that threatens your safety and to defer discussion about that situation until a time when we can both discuss the issues in a calm and caring manner.

I also pledge to you that I will not drive under the influence of alcohol or drugs, I will always seek safe, sober transportation home, and I will always remember to wear a seat belt.

---

*Parent/Caring Adult*



# SAMPLE PRESENTATION

## Tennessee State GDL Laws SAMPLE PRESENTATION

### ***Sumner County Sheriff's Office School Resource Officer Division***

Presented by:  
Sumner County Sheriff's Office  
S.R.O. Division



### *About the G.D.L. Program*

- Tennessee's GDL program started on July 1<sup>st</sup>, 2001.
- The program places certain restrictions on teens under the age of 18 who have learner permits and drivers license.
- The program requires parent/legal guardian involvement, and emphasizes the importance of a good driving record.



# SAMPLE PRESENTATION

## *About the G.D.L. Program (cont.)*

- Tennessee's Graduated Drivers License (GDL) Program is a multi-tiered program.
- It is designed to ease young novice drivers into full driving privileges as they become more mature and develop their driving skills.
- By requiring more supervised practice, the State of Tennessee hopes to save lives and prevent tragic injuries.



## *Graduated Drivers License Levels*

- There are four steps to becoming a full, unrestricted License holder.
1. **Learner Permit**
  2. **Intermediate Restricted License**
  3. **Intermediate Unrestricted License**
  4. **Regular Driver License**



# SAMPLE PRESENTATION

## Learner Permit (PD)



### ■ Requirements:

1. Must be 15 years old.
2. Pass the Vision Exam.
3. Pass the Knowledge Test.
4. Provide a signed SF-1010 school form from your current school.
5. Have a Parent or Legal Guardian Signature.
6. Proof of U.S. citizenship/lawful permanent residency.



## Learner Permit



Here's a  
sample  
Learner  
Permit!





# SAMPLE PRESENTATION

## *Learner Permit (PD) cont.*

- **Issued for:** 12 months. Must hold a Learner Permit for (180) days in order to move on to the Intermediate Restricted License step.
- **Restrictions:**
  1. Accompanied by licensed driver 21 or older in front seat.
  2. No driving between 10 p.m. and 6 a.m.
  3. Seat belts mandatory for driver, front seat occupants and all passengers ( child restraint devices for 9 and under.
  4. **All cell phone use (including texting) prohibited.**



## *Intermediate License*

- There are two Intermediate License levels for drivers under 18 years of age.
- The first level is **Intermediate Restricted License** and the second level is the **Intermediate Unrestricted License**.



# SAMPLE PRESENTATION

## Intermediate Restricted (IR)



### ■ Requirements:

1. You must be 16 years of age.
2. Valid Learner Permit held for 180 days.
3. You must have verification from a parent, legal guardian or licensed driving instructor stating you have 50 hours of driving experience (10 hours must be at night). Certification of driving experience must be made on the official form (SF-1256) provided by the Department of Safety.
4. Must pass the driving skills test, also known as the road test.
5. You cannot have tickets for driving offenses that add up to more than six (6) points on your driving record during the immediate 180 days preceding your application.



## Intermediate Restricted



Here's a  
sample  
Intermediate  
Restricted  
License!



# SAMPLE PRESENTATION

## *Intermediate Restricted (IR) cont.*

- **Issued for:** Until age 21.
- **Restrictions:**
  1. One passenger in car.
  2. No driving between 11 p.m. and 6 a.m.
  3. Seat belts mandatory for driver, front seat occupant and all passengers (child restraint devices for 9 and under).
  4. **All cell phone use (including texting) prohibited.**



## *Intermediate Unrestricted (IU)*



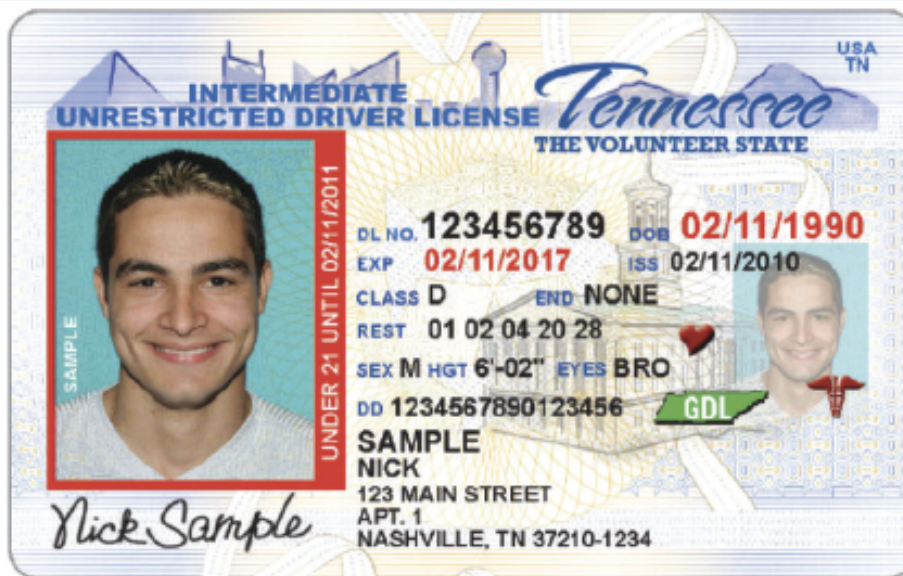
- **Requirements:**
  1. You must be (17) years of age.
  2. You must have held an Intermediate Restricted License for one (1) year.
  3. Must have not accumulated 6 or more points on driving record, and at fault accident or second seat belt conviction. (Note: Any of these convictions add 90 days waiting to the IR.)
  4. No Additional Test Required.





# SAMPLE PRESENTATION

## Intermediate Unrestricted



Here's a  
sample  
Intermediate  
Unrestricted  
License!



## Intermediate Unrestricted (IU) cont.

- **Issued for:** Until age 21.
- **Restrictions:**
  - Seat belts mandatory driver, front seat occupants and all passengers (child restraint devices for 9 and under).
  - All cell phone use (including texting) prohibited.



# SAMPLE PRESENTATION

## *Regular Class (D) Driver License Final Level*



### ■ **Requirements:**

18 years of age, or when you graduate from high school or receive a GED, whichever is sooner.

The word “Intermediate” will be removed from your license when you move to the regular Class (D) License.

However, the license will still include the “Under 21” indicator.



## *Regular Driver License (D) cont.*

- **Issued for:** Until age 21 (“Under 21” indicator will remain). Once new License is renewed the “Under 21” indicator will be removed.


### ■ **Restrictions:**

1. Seat belts mandatory for driver, front seat occupants and all passengers (child restraint devices for 9 and under).
2. Texting and driving prohibited.




# SAMPLE PRESENTATION

## Regular Class (D) License.



## New Under 21 License Style





# SAMPLE PRESENTATION



## GDL Overview



**GDL At-a-Glance Review**

Table 3.2

	LEARNER PERMIT CLASS PD	INTERMEDIATE RESTRICTED	INTERMEDIATE UNRESTRICTED	REGULAR CLASS D
<b>Requirements:</b>	<ul style="list-style-type: none"> <li>Must be 15 years old</li> <li>Written Exam</li> <li>Knowledge Test</li> <li>3F-1(D) Permit (Proof of Compulsory School Attendance and Satisfactory Progress)</li> <li>Parent or Legal guardian must sign Teenage Affidavit of Financial Responsibility</li> <li>Birth Certificate*</li> <li>Social Security Number**</li> <li>Proof of citizenship or lawful permanent Resident</li> </ul>	<ul style="list-style-type: none"> <li>Must be 16 years old</li> <li>Hold a valid PD for 6 months</li> <li>Certification of 50 hours behind-the-wheel experience, including 10 hours of night</li> <li>Consent letter: 10 six or more points on driving record during the 180 days immediately preceding application</li> <li>Driving Test</li> </ul>	<ul style="list-style-type: none"> <li>At least 17 years old</li> <li>Hold a valid Restricted Intermediate for 1 year</li> <li>Consent letter:                             <ul style="list-style-type: none"> <li>10 six or more points on driving record</li> <li>have been at fault in a traffic crash</li> <li>have been convicted of a 2nd seatbelt violation (these would add a 30 day waiting period to the 1 yr Intermediate Restricted duration)</li> </ul> </li> </ul>	<ul style="list-style-type: none"> <li>Must be at least 18 years of age</li> <li>Optional: can apply for a duplicate of license without the word "Intermediate" on the face</li> </ul>
<b>Fees:</b>	\$10.50, only age under 18 years old.	Age 16 = \$24.50 Age 17 = \$21.00 Age 18 = Eligible for regular driver license	Age 17 = \$2.00 Age 18 = Eligible for regular driver license (\$6 duplicate fee if had Intermediate license)	\$8.80 or \$12.80, regular duplicate fee depending upon if 1 <sup>st</sup> or subsequent duplicate
<b>Issued for:</b>	12 months	until age 21	Some expiration date @ age 21	Some expiration date @ age 21
<b>Restrictions:</b>	<ul style="list-style-type: none"> <li>Must have licensed driver age 21 or older in front seat</li> <li>Cannot drive between 10:00 PM - 6:00 AM</li> <li>Seatbelts mandatory for all passengers age 4 thru 17 (or child restraint device if under age 4)</li> </ul>	<ul style="list-style-type: none"> <li>Only one passenger</li> <li>Cannot drive between 11:00 PM - 6:00 AM</li> <li>Seatbelts mandatory of all passengers age 4 thru 17 (or child restraint device if under age 4)</li> </ul>	<ul style="list-style-type: none"> <li>Seatbelts mandatory for all passengers age 4 thru 17 (or child restraint device if under age 4)</li> <li>No additional restrictions, however, license still states "Intermediate" permanently on the face of the license</li> </ul>	<ul style="list-style-type: none"> <li>No restrictions and license looks like regular "Class D" license</li> </ul>



## GDL Penalties



**GDL Penalties** Table 3.3

Incident	After PD Issued	After Intermediate Restricted Issued	After Intermediate Unrestricted Issued
(a) Six or more points on driving record	Requires the applicant to continue to hold the learner permit for an additional time period until they are able to maintain a record with less than 6 points for 180 consecutive days	Adds 90 days to the minimum 1 year teen required to hold Intermediate Restricted (Total = 1 year & 3 months)	If any of the violations listed in (a), (b), (c) or (d) occurred during the time the teen had an Intermediate Restricted license, but the DOS did not receive notice from the court until <i>after</i> we had already issued the teen an Intermediate Unrestricted license, the penalties in the preceding column will still apply. The teen will be "dropped back" to an Intermediate Restricted license for 90 days.
(b) Contributing to the occurrence of an accident	N/A	Adds 90 days to the minimum 1 year teen required to hold Intermediate Restricted (Total = 1 year & 3 months)	
(c) Conviction of a 2nd Seatbelt violation	N/A	N/A Adds 90 days to the minimum 1 year teen required to hold Intermediate Restricted (Total = 1 year & 3 months)	
(d) Conviction of a 2nd Moving violation	N/A	Requires completion of a certified driver education course	
(e) Forged letter of parental approval	N/A	Revocation of Intermediate Restricted and Re-issuance of a Learner Permit only until teen reaches the age of 18	If DOS notified <i>after</i> Intermediate Unrestricted issued, teen's Intermediate privileges will still be revoked and a Learner Permit re-issued until the 18th birthday.
(f) Contributing to the occurrence of a fatal accident	Must maintain a Learner Permit only until teen reaches the age of 18	Revocation of Intermediate Restricted and Re-issuance of a Learner Permit only until teen reaches the age of 18	Revocation of Intermediate Unrestricted and Re-issuance of a Learner Permit only until teen reaches the age of 18



# SAMPLE PRESENTATION

## New Resident Under 18 Information

- If you are 15 years old and have a valid permit from the state you previously lived in, you will only qualify for issuance of a Tennessee learner permit.
- You must hold a valid permit for a total of 180 days and turn (16) years old before being eligible for the Intermediate Restricted License Class D.
- The length of time you held the permit the other state may be included if you can provide a certified driving record.
- The certified driving record must be issued within 30 days immediately preceding the date of the Tennessee application.



## Teen Risk

### TEEN RISK FACTORS

#### DON'T DRINK & DRIVE

27 people die each day in alcohol-impaired driving crashes.

#### BELT UP

In 2010, the use of seat belts in passenger vehicles saved 12,546 lives.

#### DON'T TEXT & DRIVE

Distracted-driving crashes kill 8 people every day.

#### SLOW DOWN IN WORK ZONES

Work-zone crashes kill a teenager every 3 days.

### Cell Phone Usage Prohibited

#### IMPORTANT FOR TEENAGE DRIVERS

##### NO CELL PHONES WHILE DRIVING

Tennessee law prohibits any driver possessing a learner permit or intermediate driver license from using a cell phone while driving on any Tennessee roadway. A cell phone is defined as:

- (a) handheld cellular telephone
- (b) cellular car telephone or
- (c) other mobile phone

##### CONSEQUENCES OF CONVICTION

- Class C misdemeanor
- \$50.00 fine
- 90 day delay in eligibility for intermediate restricted or intermediate driver license



# A SNAPSHOT OF GDL IN WYOMING

## ELIGIBILITY REQUIREMENTS

	Stage 1: Permit Phase	Stage 2: Intermediate License	Stage 3: Full License
<b>Age</b>	Restricted Permit: 14* Regular Permit: 15	16	16 1/2
<b>Proof of School Enrollment or Completion</b>			
<b>Skills Requirement</b>	<ul style="list-style-type: none"> <li>Written knowledge test</li> <li>Vision test</li> </ul>		
<b>Previous Permit &amp; License Requirements</b>		<ul style="list-style-type: none"> <li>Learner's permit for at least 10 days</li> <li>50 hours of practice driving, including 10 at night</li> <li>Driver education course</li> </ul>	<ul style="list-style-type: none"> <li>Completed permit and intermediate license phases.</li> </ul>

## TERMS & CONDITIONS

	Stage 1: Level One Learner's Permit	Stage 2: Restricted License	Stage 3: Full License
<b>Supervision Requirement</b>	May only drive with a licensed driver age 18 or older supervising and sitting in the front seat.	May drive unsupervised with restrictions.	May drive unsupervised with restrictions.
<b>Passenger Restriction</b>		Prohibited from driving with more than one non-family member passenger under 18, unless an adult with a valid license is seated next to them.	
<b>Night Driving Restriction</b>	Restricted Permit: Cannot drive between 8 p.m. and 5 a.m.	Cannot drive between 11 p.m. and 5 a.m.	
<b>Seat Belt Requirement</b>	All passengers in vehicle must use seat belts.		
<b>Cell Phone Restriction</b>	STATE: Prohibited from reading or sending a text message while operating a vehicle. CITY/TOWN: Cell phone use may be prohibited within city limits.		
<b>Underage Drinking and Driving</b>	Zero tolerance for all occupants 21 and under.		
<b>Other</b>	Restricted Permit: Cannot drive beyond a 50-mile radius of domicile.		

\*Disclaimer: The list of violations is not inclusive and there are other Wyoming Law violations that can affect driving permits and driving privileges upon judgement of or conviction for the specific violation. Violation of ANY restriction can result in a suspended or revoked license.

# WYOMING GDL VISOR CARD

## Wyoming's Graduated Driver Licensing (GDL) Law

Restricted Learner's Permit: Age 14-15

Regular Learner's Permit: Age 15-16

Intermediate License: Age 16, have had a learner's permit for at least 10 days and have completed 50 hours of practice driving

Full License: Age 16 1/2, if they have held an intermediate permit for six months and have taken a certified driver education course



### Seat Belts

All Drivers:  
All occupants must wear seat belts.



### Required Supervision

Regular Learner's Permit:  
May only drive with a licensed driver age 18 or older supervising and sitting in the front seat.



### Passengers

Intermediate License:  
Prohibited from driving with more than one non-family member passenger under 18, unless an adult with a valid license is seated next to them.



### Distance Restriction

Restricted Learner's Permit:  
Cannot drive beyond a 50-mile radius of domicile.



### Nighttime Driving

Restricted Learner's Permit:  
Cannot drive between 8 p.m. and 5 a.m.  
Intermediate License:  
Cannot drive between 11 p.m. and 5 a.m.



### Cell Phones

All Drivers:  
STATE: Prohibited from reading or sending a text message while operating a vehicle.  
CITY/TOWN: Cell phone use may be prohibited within city limits.



\*Disclaimer: The list of violations is not inclusive and there are other Wyoming Law violations that can affect driving permits and driving privileges upon judgement of or conviction for the specific violation. Violation of ANY restriction can result in a suspended or revoked license.

## WYOMING GDL VIOLATION PENALTIES

S31-7-110

Violations of intermediate permit restrictions (including passenger or nighttime restrictions, moving violations): Permit suspension for 30 days.

The permit and driving privilege will be suspended:

- Upon conviction of a moving violation;
- For driving outside the approved hours of 5 a.m. through 8 p.m.;
- For driving beyond the 50-mile radius of domicile; and/or
- Upon conviction of violating the restrictions of the license

Sources: NCSL 2011. State Websites 2019.

## MORE INFORMATION ON WYOMING GDL

Wyoming Department of Transportation

[www.dot.state.wy.us/home/driver\\_license\\_records/driver-license/learner-permits.html](http://www.dot.state.wy.us/home/driver_license_records/driver-license/learner-permits.html)